

# EFFICIENT POWER PROGRAM

**EPP**  
efficient power program



Series 4 unites all the important technical features of the new **Lindner efficient power program**.

## **EFFICIENT MOTORS**

The economical 3-cylinder turbo diesel motors have a high torque. The 4-cylinder turbo diesels offer fuel efficiency and impress with their common rail technology and powerful increase in torque.

## **INTELLIGENT COOLING SYSTEMS**

The built-in viscous fans are only activated when needed. In addition, LINDNER utilizes demand responsive transmission oil cooling. The advantages: The motors reach working temperature faster and due to the saving in power there is no unnecessary energy wastage.

## **OPTIMUM EFFICIENCY**

As far as transmission technology is concerned, LINDNER insists on appropriate automation which increases parallel to the HP. Optimal efficiency and safety for use in mountain and pasture landscapes is attained on the one hand through mechanical transmission, in Geotrac 94 the safety interlock familiar from the Unitrac is available. It functions to mechanically lock the service brake pedal. The 4 point power take-off is in the low speed range to allow economical functioning, the 50km/h models cater for local government use.

## **INNOVATIVE LIGHT TECHNOLOGY**

LINDNER prefers economical LED technology which has an extremely long lifetime. Halogen headlights optimally light the working area and at night optional xenon working lights provide the best possible visibility.

## **COMFORTABLE WORKING ENVIRONMENT**

LINDNER vehicles stand for easy cab access and ergonomic controls. The comfortable cabins guarantee not only ideal all round visibility but also allow a free line of sight upwards. For Series 4, pneumatic shock absorption is available for the cab on request.

## **HIGH-PERFORMANCE HYDRAULICS**

The separate oil supply and the proven multi-circuit system stands for safety and ease of use. The 2-circuit system is equipped with separate pumps for transmission, steering and working hydraulics. With the help of the Load-Sensing Control Unit it is possible to set how much oil is used in each of the circuits. Thus loss of performance is effectively avoided.

[www.lindner-traktoren.at](http://www.lindner-traktoren.at)

## **FROM S 14 TO GEOTRAC - OVER 60 YEARS OF LINDNER TRACTORS (1948 - 2010)**

The Austrian family company LINDNER has produced tractors and transporters for mountain and pasture agriculture, forestry and local government use since 1948. After developments in aircraft construction, LINDNER made their name as specialists in all-wheel-drive through the production of the first four-wheel-drive tractors in Austria. Then, just as today LINDNER manufactured special vehicles which stand out due to their cross-country mobility, compact and sturdy construction and their high-quality components. A sturdy construction which is necessary for an alpine landscape and has proved itself in numerous other areas. Expertly trained staff manufacture around 1500 vehicles per year at the site in Kundl in Tyrol today.



[www.lindner-traktoren.at](http://www.lindner-traktoren.at)

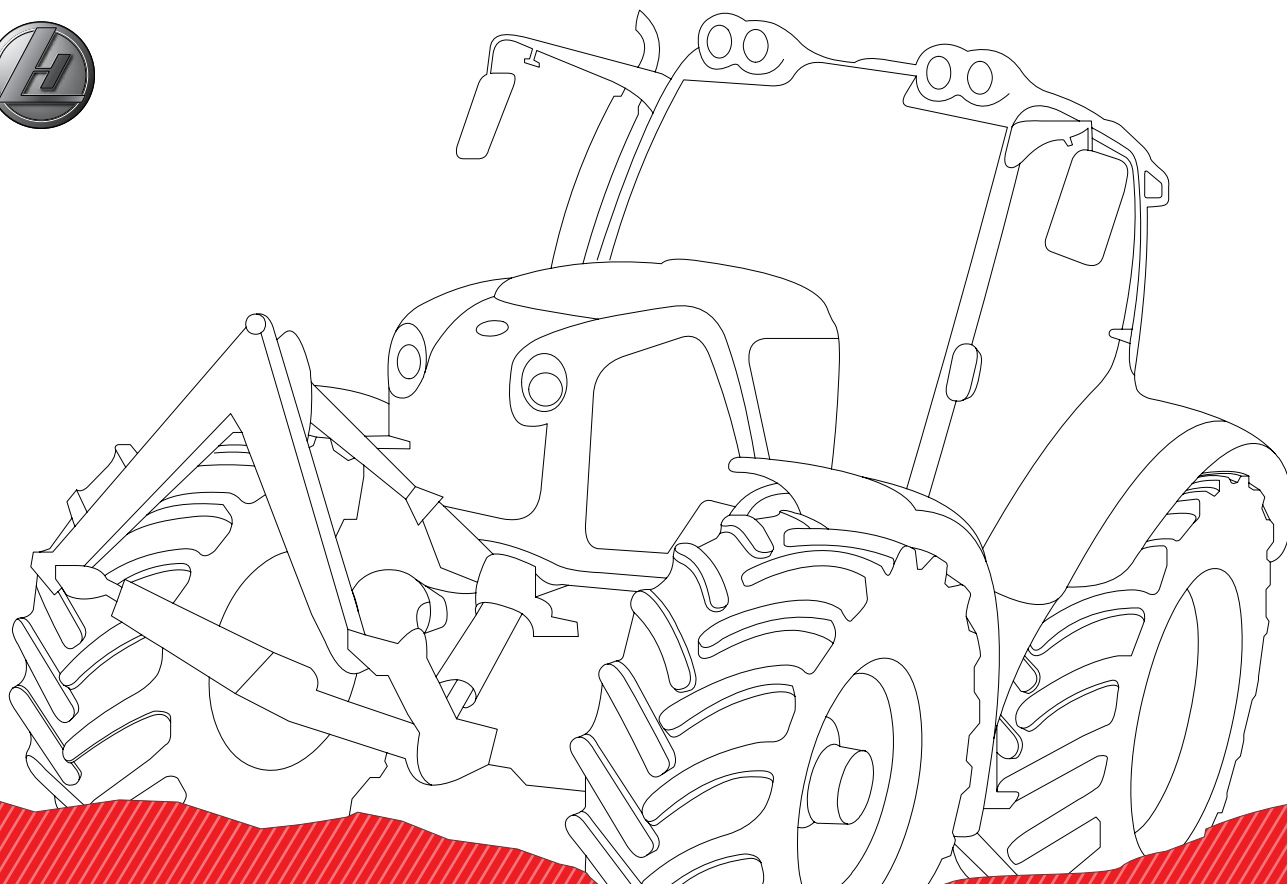
**Lindner Company m.b.H. Tractor Manufacturing**  
Ing.-Hermann-Lindner-Str. 4 | 6250 Kundl/Tirol, Austria  
Tel.: +43 (0)5338 7420-0, Fax: +43 (0)5338 7420-333  
info@lindner-traktoren.at, [www.lindner-traktoren.at](http://www.lindner-traktoren.at)





## ***GEOTRAC SERIES 4***

*Model Overview*



***Lindner***

# ***GEOTRAC SERIES 4***





## **GEOTRAC SERIES 4**

### *Model Overview*



#### **FRONT LIFTING UNIT**

*LINDNER has developed its axle-driven front lift mechanism specially for front lift units requiring an exact, ground-adjusted drive. For this the lower linkage arms and lifting cylinders are fixed to the front axle. This innovative and unique construction makes a sensational steering angle of up to 52° possible for the tractor driver.*



#### **4-POINT POWER TAKE-OFF**

*The standard 4-point power take-off can be coupled independently of driving operations and transmits the engine power highly efficiently. Lindner supplies the 430-type power take-off for forage harvesting. On request all GEOTRAC models can be supplied with travelling PTO shaft.*



#### **CHILD SEAT**


*An absolute novelty for LINDNER. We provide the best even for your little ones. The child seat complies with the highest safety standards, is fixed to the passenger seat and offers protection inside the cab. A seatbelt is provided.*




#### **EASY ACCESS**

*Easy access has always been a hallmark for LINDNER: Safe steps, large glass doors, a spacious, vibration and sound dampened cab, optimal all-round visibility and a convenient arrangement of controls make working with LINDNER tractors a pleasure. The comfortable, individually adjustable seat makes pleasurable driving possible. The well-designed cab interior trim, the fully galvanized wings and the carefully selected materials guarantee highest quality and durability.*



<b>GEOTRAC</b>	<b>SERIES 4 ALPINE</b>		
<b>Technical data</b>	<b>64</b>	<b>74</b>	<b>84</b>
<b>CAB</b>	Green-tinted panoramic glazing; window for viewing the front loader; ROPS & FOPS; opening windscreen, side windows and rear window; passenger seat; radio, interior lighting with door automation; heating and ventilation system with 2-level high performance vents; immobiliser; continuous switch-off; interval windscreen wipers, mobile phone socket, rear storage compartment; adjustable air vents; sliding sunshade and blind		
<b>PLATFORM</b>	Cab with low configuration (centre tunnel)	Level Platform	Level Platform
<b>DISPLAY</b>	Central Information Board with I.B.C. Display	Central Information Board with I.B.C. Display	Central Information Board with I.B.C. Display
<b>ADDITIONAL CAB EQUIPMENT</b>		B pillars and wheel arch casing, fresh air vent with microfilter, rear sliding window	B pillars and wheel arch casing, fresh air vent with microfilter, rear sliding window, Grammer seat with air suspension
<b>ENGINE</b>	Perkins 1103D-33TA	Perkins 1103D-33TA	Perkins 1104D-E44T
Performance accor. to ISO14396 / number of revolutions	58 kW (78 HP) / 2200 rpm	58 kW (78 HP) / 2200 rpm	68 kW (92 HP) / 2200 rpm
Cylinder / Capacity / Cooling	3 / 3300 cm <sup>3</sup> / Water	3 / 3300 cm <sup>3</sup> / Water	4 / 4,400 cm <sup>3</sup> / Water
Max. torque at revolutions per minute	310 Nm at 1400 RPM,	310 Nm at 1400 RPM,	395 Nm at 1400 RPM,
<b>EFFICIENT POWER PROGRAM</b>			
	Intercooling, digital display, 4-point power take-off, separate Oil Supply	Intercooling, digital display, oil cooling system for gearbox, 4-point power take-off, separate oil supply	Common rail, viscous fan, oil cooling system for gearbox, digital display, consumption calculator, electronic manual throttle with programmable buttons, 4-point power take-off, separate oil supply
<b>GEARBOX</b>	16/8 gear fully-synchronised ZF-STEYR reversing gearbox, 40 km/h, pressurized lubrication circulation optional: 16/16 gear power-shift transmission with 2x power shift, additional travelling PTO shaft		16/16 gear ZF-STEYR power shift transmission with 2x power shift, 40 km/h, pressurized lubrication circulation optional: Travelling PTO shaft
<b>POWER TAKE OFF</b>	Power shiftable	Power shiftable	Power shiftable
Engine PTO	430 / 540 / 750 / 1000 rpm	430 / 540 / 750 / 1000 rpm	430 / 540 / 750 / 1000 rpm
on request Front PTO shaft	1000 rpm	1000 rpm	1000 rpm
<b>HYDRAULIC SYSTEM</b>	BOSCH Rexroth / Load-Sensing	BOSCH Rexroth / Load-Sensing	BOSCH Rexroth / Load-Sensing
	ELMPC – electr. lifting mechanism position control	ELMPC – electr. lifting mechanism position control	ELMPC – electr. lifting mechanism position control
Working pressure:	175 bar	175 bar	175 bar
Max. output (incl. 2nd oil circuit)	50 l/min	50 l/min	50 (70) l/min
Control unit / Tipper guidance	2 x dws / 4 + 1 return	2 x dws / 4 + 1 return	2 x dws / 4 + 1 return
Lifting power / with additional lifting cylinder	2800 kp / 3500 kp	2800 kp / 3500 kp	3500 kp
on request Lifting power front hydraulics	2000 kp	2000 kp	2500 kp
<b>LIGHT</b>	2 x Working light, top front 2 x H4 headlight bottom (high and low beam light)	4 x H7 Ellipsoid headlight, top front and 2 x H4 headlight bottom (high and low beam light)	4 x H7 Ellipsoid headlight, top front (high and low beam light) 2 x Bi-halogen headlight bottom (high and low beam light)
	2 x H3 Working light at rear, 2 x Rear and brakelight with LED technology and integrated indicator at rear, 2 x side indicators with integrated position indicator		
<b>DIMENSIONS AND TARE WEIGHT</b>	2,880 kg	2,950 kg	3,380 kg
A greatest length / B greatest width	4000 mm / 1897 mm	4000 mm / 1,970 mm	4,152 mm / 1,970 mm
C greatest height / D wheelbase	2,365 mm / 2,083 mm	2,366 mm / 2,083 mm	2,453 mm / 2,237 mm
<b>STANDARD TYRES</b>	365/70 R 18 & 380/85 R 28	375/70 R 20 & 420/85 R 30	375/70 R 20 & 420/85 R 30
<b>SERIES STANDARD ADDITIONAL EQUIPMENT</b>	Front weight carrier, snap coupling bottom, valve protection, tow coupling	Front weight carrier, snap coupling bottom, valve protection, tow sling	Front weight carrier, snap coupling bottom, valve protection, tow sling, upper linkage arm with snap coupling, additional lifting cylinder

		<b>SERIES 4</b>					
<b>94</b>		<b>104</b>		<b>114</b>		<b>124</b>	
enger seat; door locks; interior trim, Grammer current socket (3 poles); automatic indicator		Green-tinted panoramic glazing; window for viewing the front loader; safety cab with ROPS & FOPS; windscreen with laminated safety glass (LSG); opening side windows and rear window; passenger seat; door locks; radio; heating and ventilation system with 3-level high power vents; immobiliser; continuous current socket (3 poles); interval windscreen wiper; adjustable air vents and sunshade; pivoting bonnet with easy opening					
Level Platform		Level Comfort Platform		Level Comfort Platform		Level Comfort Platform	
Central Information Board with I.B.C. Display		Central Information Board with I.B.C. Display		I.B.C. Monitor		I.B.C. Monitor	
B pillars and wheel arch casing, fresh air vent with microfilter, rear sliding window, Grammer seat with air suspension		Comfortable interior design, fresh air vent with microfilter, Grammer Pro seat with air suspension, height and tilt-adjustable steering wheel, electric windscreen heating, interior trim, interior lighting with automatic doors, rear storage compartment, drink holder, mobile phone socket, automatic indicator switch-off					
Perkins 1104D-E44T		Perkins 1104D-E44TA		Perkins 1104D-E44TA		Perkins 1104D-E44TA	
74.5 kW (102 HP) / 2200 rpm		80 kW (109 HP) / 2200 rpm		85 kW (116 HP) / 2200 rpm		93 kW (126 HP) / 2200 rpm	
4 / 4,400 cm <sup>3</sup> / Water		4 / 4,400 cm <sup>3</sup> / Water		4 / 4,400 cm <sup>3</sup> / Water		4 / 4,400 cm <sup>3</sup> / Water	
420 Nm at 1400 RPM,		480 Nm at 1400 RPM,		510 Nm at 1400 RPM,		550 Nm at 1400 RPM,	
Common rail, viscous fan, demand responsive oil cooling system for gearbox, digital display, consumption calculator, electronic manual throttle with pr. buttons, 4-point power take-off, separate oil supply		Common rail, intercooling, viscous fan (114 & 124), demand responsive oil cooling system for gearbox with brake lubricating oil switch-off during transport work, digital display, consumption calculator, electronic manual throttle with programmable buttons (up to 4 revolutions per minute can be called up), 4-point power take-off, separate oil supply, load-sensing control device with amount setting function, GEOTRAC 124: dual output curve with ECO mode, boost capacity for power take-off, signal socket with variable signal norm					
16/8 gear ZF-STEYR 2x power shift transmission with power shuttle, automation (SP), pressurized lubrication circulation, 40 km/h, comfort clutch, optional: Travelling PTO shaft		24/8 gear ZF power shift transmission with triple power shift, automation function (APS, SP), automated group shift (FRRS), Power-Shuttle, pressurized lubrication circulation, brake lubricating oil drain-off; optional: 36/12 gear model with crawl speed, additional travelling PTO shaft, 50 km/h model with sprung front axle					
el.-hydr., 3 levels, power shiftable		electro-hydraulic, 3 level start-up controlled, power shiftable					
430 / 540 / 750 / 1000 rpm		540 / 750 / 1000 / 1400 rpm		540 / 750 / 1000 / 1400 rpm		540 / 750 / 1000 / 1400 rpm	
1000 rpm		1000 rpm		1000 rpm		1000 rpm	
BOSCH Rexroth / Load-Sensing		BOSCH Rexroth / Load-Sensing		BOSCH Rexroth / Load-Sensing		BOSCH Rexroth / Load-Sensing	
ELC with vibration damping		ELC with vibration damping		ELC with vibration damping		ELC with vibration damping	
175 bar		185 bar		185 bar		185 bar	
50 (70) l/min		77 (121) l/min		77 (121) l/min		77 (121) l/min	
2 x dws / 4 + 1 return		2 x dws / 4 + 1 return		2 x dws / 4 + 1 return		2 x dws / 4 + 1 return	
4900 kp		6000 kp		6000 kp		6000 kp	
2500 kp		3500 kp		3500 kp		3500 kp	
low beam light), (high beam light)		8 x H7 Ellipsoid headlight, front (high and low beam light), top and bottom 2 x H3 Working light rear					
position light		2 x Rear- and brakelight with LED technology and integr. indicators at rear, 2 x sider indicators with integrated position light					
3,950 kg		4,150 kg		4,150 kg		4,150 kg	
3,604 mm / 2,120 mm		4,150 mm / 2,280 mm		4,150 mm / 2,280 mm		4,150 mm / 2,280 mm	
2,600 mm / 2,280 mm		2,727 mm / 2,420 mm		2,727 mm / 2,420 mm		2,727 mm / 2,420 mm	
340/85 R 24 & 420/85 R 34		440/65 R 24 & 540/65 R 34		440/65 R 24 & 540/65 R 34		440/65 R 24 & 540/65 R 34	
Front weight carrier, snap coupling bottom, upper linkage arm with snap coupling, valve protection, tow sling, self-locking differential front, head rest, extendable side mirror		Front weight carrier, snap coupling bottom, upper linkage arm with snap coupling, valve protection, tow sling, self-locking differential front, head rest, extendable side mirror		Front weight carrier, snap coupling bottom, upper linkage arm with snap coupling, valve protection, tow sling, self-locking differential front, head rest, extendable side mirror, all-wheel-drive and PTO shaft management		Front weight carrier, snap coupling bottom, upper linkage arm with snap coupling, valve protection, tow sling, self-locking differential front, head rest, extendable side mirror, all-wheel-drive and PTO shaft management, signal socket	



### CAB

With its wide safety glass doors, the GEOTRAC Series 4 Panorama Comfort Cab is easy and convenient to climb into. Maximum visibility has been achieved by pushing the B pillar as far back as possible. The design of the cab with its front loader viewing window has been strongly influenced by the optimal visibility offered by a helicopter. The wide-opening rear window, adjustable side windows and the 3 level fresh air vents guarantee a pleasant working environment.

A particularly innovative safety concept has been implemented with the GEOTRAC Series 4 cab. The passenger cab has been designed with ROPS (ROLL-Over-Protective-Structure) and FOPS (Falling-Object-Protective-Structure). This high safety standard which normally is only used in heavy construction vehicles was used in tractors for the first time in the GEOTRAC model. With this, the driver is protected if the tractor rolls over on a slope and from falling objects, for example during use in forestry work. In addition, the entire glass front is made of LSG (Laminated Safety Glass) in order to protect from objects breaking in from the front.

### TREATING TRACTORS WITH CARE

The vibration damping in the new GEOTRAC Series 4 effectively prevents work equipment such as mowing gear and ploughs from being damaged.

**Whether during ploughing or mowing:** heavy agricultural equipment causes vibration and shocks which can have an effect on the tractor. Innovative leader LINDNER has therefore equipped the new Series 4 with an electronic linkage control which has vibration damping as a standard feature. This technical highlight prevents the transmission of vibration to the tractor.

**The advantages:** work equipment such as ploughs or mowing gear are effectively protected.

In addition, higher work speeds are possible without the danger of damaging equipment or the vehicle itself. The electronic linkage control with vibration damping is also available as an option for front equipment. Thus LINDNER makes it possible for tractor professionals to transport loads front and back without vibration. Vibration protection for the driver is also a priority for LINDNER: the GEOTRAC 124 offers the highest degree of suspension comfort thanks to its independent wheel suspension. Both the GEOTRAC Series 4 Alpine and the Series 4 already fulfil all the demands of EU guidelines regarding the protection of drivers from vibration and which from 2014 will apply to all agricultural equipment.



without vibration damping



with vibration damping



### LIGHT

The GEOTRAC Series 4 is the first tractor to be equipped with the most modern LED light technology. 8 ellipsoid front headlights plus 2 rear working lights ensure optimal lighting under both dim and dark skies. Turn signals and side-marker lights are integrated onto the sides of the cab. Optional additional halogen and XENON working lights are also available.